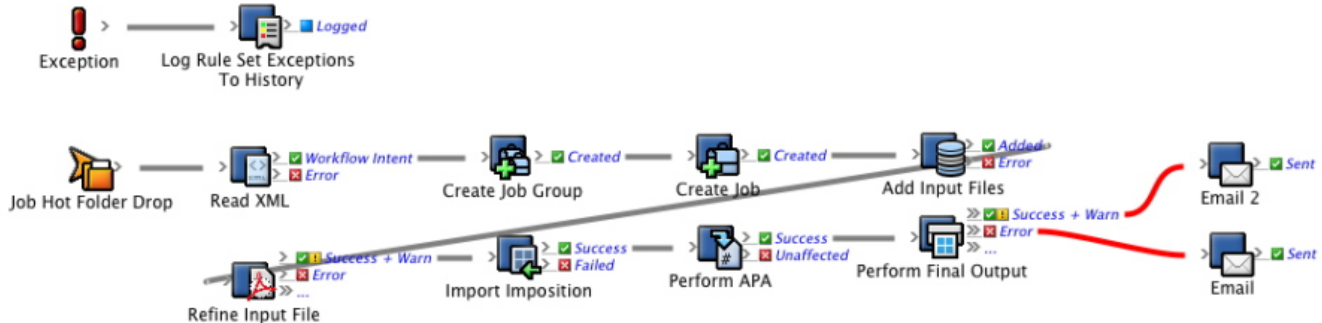
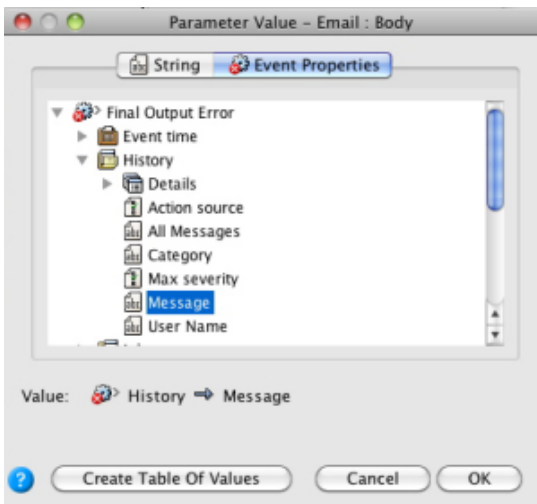


Create an email action for output failure

1. Open a copy of the enabled rule set.
2. Drag an **Email** action to both the **Success + Warn** and the **Error** generated events of the **Perform Final Output** action.



1. Rename the **Email** action on the **Error** event so that it has a meaningful name, like **Output Failed**.
2. Configure the **To** parameter, by typing an appropriate email address, such as `prepressmanager@mycompany.com`.
3. Configure the **Subject** parameter by typing `Final output process failed`.
4. Configure the **Body** parameter to **History > Message**.
This tells RBA to get the reason for output failure from the Process History message and to copy it into the body of the e-mail.




5. The Rule Parameters Editor should look like this:

Rule Parameters Editor – Output Failed

Perform Final Output → Output Failed

Success + Warn
Error
...

Sent

Parameter	Value
To	prepressmanager@mycompany.com
CC	
From	automation@prinergy.com
Subject	Final Output Process failed
Body	 History → Message
Attachments	
Priority	Normal Priority