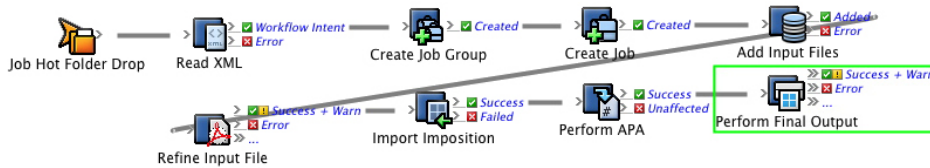


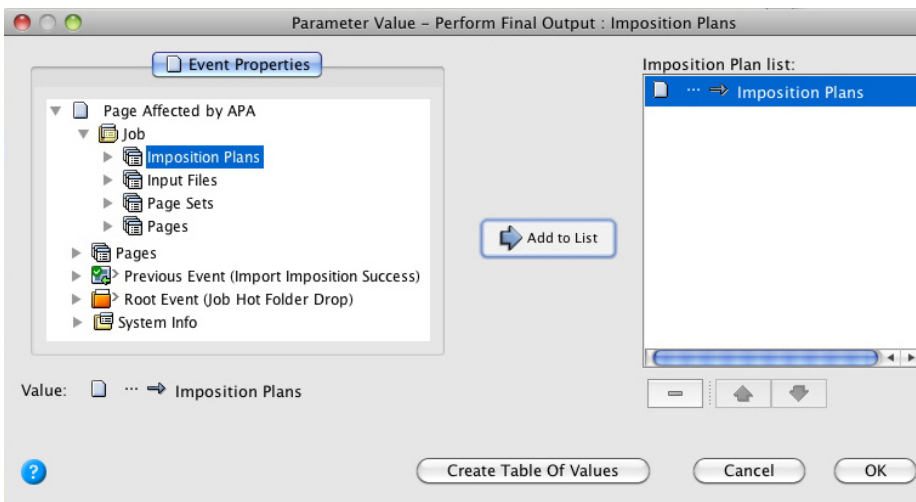
Getting the rule set to create final output

1. Open a copy of the enabled rule set.
2. Drag a **Perform Final Output** action to the **Success** event from the **Perform APA** action.



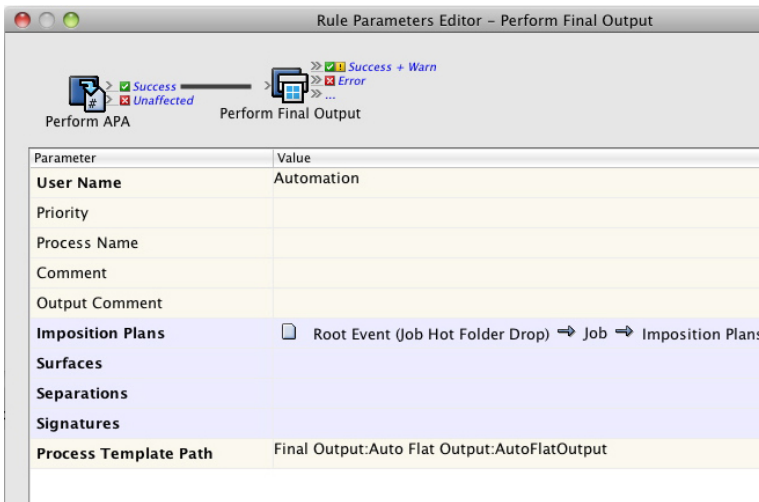
3. Configure the **Imposition Plans** parameter to **Page Affected by APA > Job > Imposition Plans**.

This tells RBA to output all the impositions in the job.



Note: If you are unable to edit the **Imposition Plans** parameter, check if one of the other parameters (**Surfaces**, **Separations**, or **Signatures**) has been populated. These four parameters are mutually exclusive, so only one of them can be given a value. If any of these parameters have been automatically populated, delete the value and the **Imposition Plans** parameter will become available again.

4. Configure the **Process Template Path** parameter to **AutoFlatOutput**.
The Rule Parameters Editor should look like this:



5. Save and hot swap the rule set with the one that is currently enabled.
6. Run the enabled rule set in the Debugger.