


Rule Set Manager window

Use Rule Set Manager to create, enable, and organize RBA rule sets.

Toolbar

New Rule Set , **Open** , **New Group** , **Delete** , **Cut** , **Copy** , **Paste** 

Debug  opens the selected rule set in Rule Debugger so that you can view the rule set's execution history and determine at which point, and why, a particular execution encountered problems.

Rule Set Library

Displays all available rule sets in an expandable folder structure.

View

Controls whether the Rule Set Library list displays:

- All rule sets organized by groups
- Only rule sets that use XML schemas. This view is useful when you want to update XML schemas.

Enabled Rule Sets

Displays all enabled rule sets for the system or the specified job.

An enabled rule set is a rule set that is ready to execute. The bracketed label in the name indicates whether the list applies to the system or to a job.

Enable

Makes a rule set available for execution.

If you are working with system rule sets (indicated by the word **System** in the window title bar):

- You are prompted to type your user name and password. After you do, the rule set is enabled for the system, and it appears in the **Enabled Rule Sets** list.
- You cannot enable rule sets that are enabled for any job.

If you are working with job rule sets (indicated by the job name in the window title bar):

- The rule set is enabled for the job that you are in, and it appears in the **Enabled Rule Sets** list.
- You can enable rule sets that are enabled for other jobs, but not rule sets that are enabled for the system.

Tip: You can select more than one rule set.

Resume

Resumes a paused rule set so that it listens for trigger events. The **Resume** button does not appear until you select a rule set that is paused.

Disable

Disables the selected rule set, making it no longer available for execution:

- If you are working with system rule sets (indicated by the word **System** in the window title bar), you are prompted to enter your user name and password. After you do, the rule set is disabled for the system.
- If you are working with job rule sets (indicated by the job name in the window title bar), the rule set is disabled for the job that you are in.

This setting applies only to enabled rule sets. After a rule set is disabled it no longer appears in the **Enabled Rule Sets** list.

Tip: To disable a job rule set for multiple jobs, use **Disable In** instead of using **Disable**.

Disable in

Disables the selected job rule set, making it no longer available for execution in one or more jobs.

Opens the Disable Rule Set dialog box where you can select the jobs for which you want to disable the rule set:

- **In all jobs where it is enabled**
- **In selected jobs**

If you select this option, select one or more jobs from the list of all jobs where the rule set is enabled.

Applies only to enabled job rule sets, not to system rule sets. After a rule set is disabled, it no longer appears in the **Enabled Rule Sets** list.

Hot Swap

Enables the rule set that is selected in the **Rule Set Library** list, replacing an already-enabled rule set.

Opens the Hot Swap Rule Set dialog box, where you select the enabled rule set that you want to replace.

If you are working with system rule sets (indicated by the word **System** in the window title bar):

- You are prompted to type your user name and password. After you do, the rule set is enabled for the system, and it appears in the **Enabled Rule Sets** list.
- You can hot swap only when the selected rule set is not already enabled for any job or for the system.

If you are working with job rule sets (indicated by the job name in the window title bar):

- In the Hot Swap Rule Set dialog box, indicate the jobs in which you want the new rule set to replace the already-enabled rule set.
- You can hot swap only when the selected rule set is not already enabled for the system.

Tip: You can select multiple rule sets to be hot-swapped.

Pause






Pauses the executing rule set. Any actions that are underway stop, and the next actions do not start.

If you pause a rule set and then enable it in a different job, the rule set is automatically paused in both jobs.

Resume

Restarts the paused rule set. You must resume the rule set in each context (job or system) where it is enabled.

Icon Legend

	Disabled
	Enabled for one or more jobs
	Enabled for the entire system
	Incomplete (and therefore disabled)
	Read-only