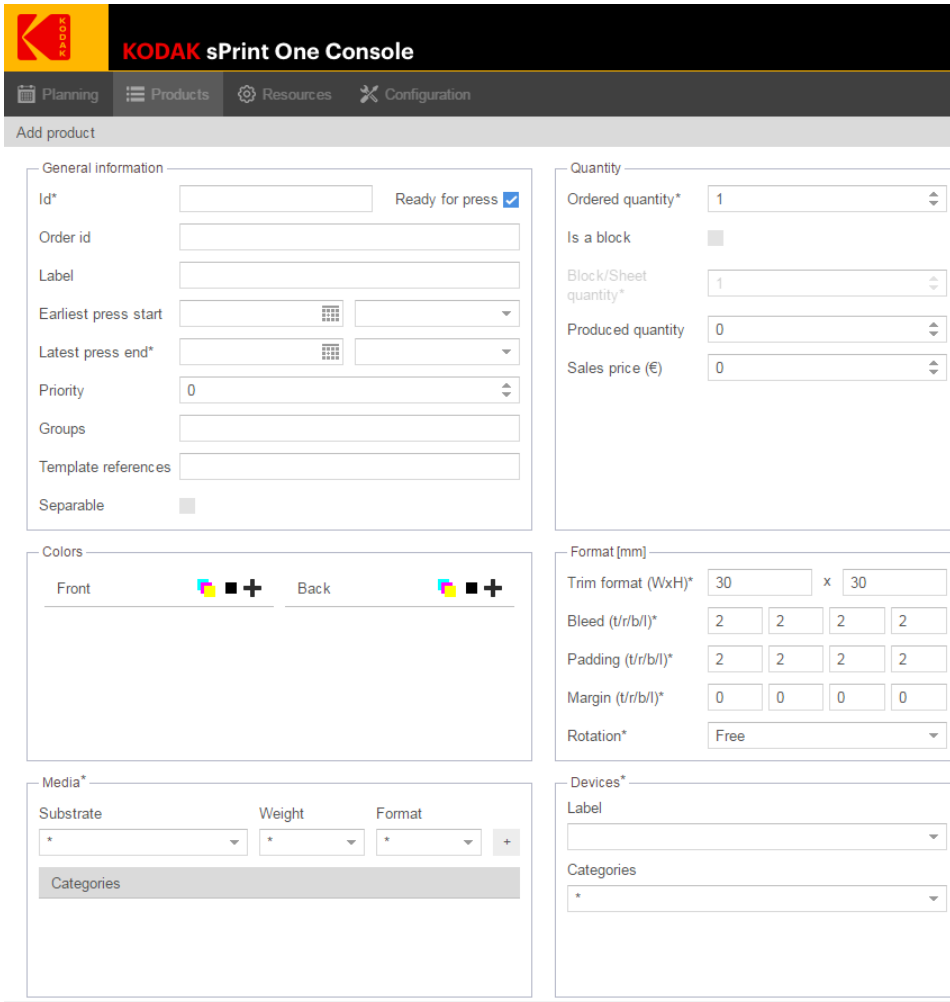






Creating new products

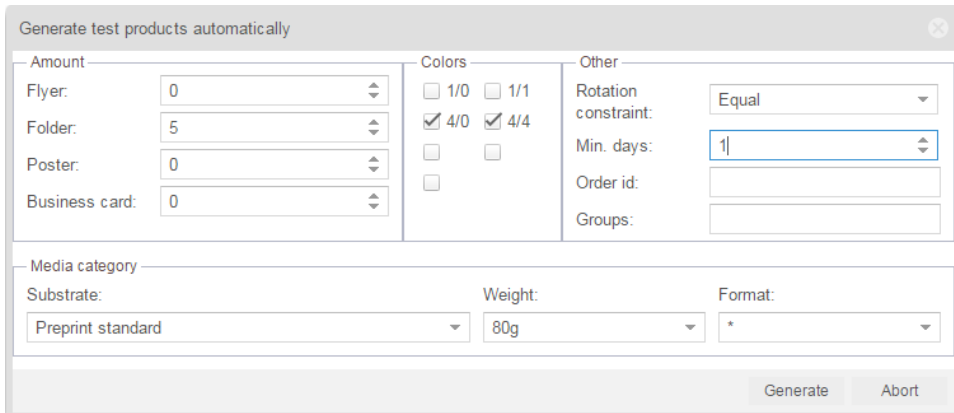
1. On the top bar, click the **Products** tab.
2. Click the **Add new**  button.
The Add product dialog box appears.



3. In the **Id** box, type Demo-1.
4. In the **Label** box, type Flyer.
5. Set the **Latest press end**, select today's date and in the time list, select **11pm (23:00)**.
6. In the **Colors** area, In the **Front** and **Back** lists, click the **Add cyan, magenta and yellow**, , icon and the **Add black**, , icon to add CMYK to the front and the back.
7. In the **Media** area, in the **Substrate** list, select **Preprint standard**, and in the **Weight** list, select **80g**. Leave the **Format** value as it is and click the **plus**  button next to the **Format** list.
A new category called **Preprint-standard_80g** is added to the **Categories** list.
8. In the **Ordered quantity** box, enter 10000.
9. In the **Format** area, in the **Trim format** boxes type 210 for width and 297 for height.
10. Click **Save**.
A new product appears in the products list.

11. To add a few more products, on the top-right side of the Products window, click the **Generate test products**, , icon.
12. The Generate test products that appears enables you to create random print products which have quantities and formats that are usual for online print. To create random test products, follow these steps:
 - a. In the **Folder** list, enter 5.
 - b. In the **Colors** area, make sure that the **4/0** and **4/4** check boxes are selected.
 - c. In the **Rotation** list, select **Equal**.
 - d. In the **Min. days** list, select **1**.
 - e. In the **Media category** area, in the **Substrate** list, select **Preprint standard** and in the **Weight** list, select **80g**.

The window should look as follows:



| Generate test products automatically | | |
|---|---|---------|
| Amount | | |
| Flyer: | 0 | |
| Folder: | 5 | |
| Poster: | 0 | |
| Business card: | 0 | |
| Colors | | |
| <input type="checkbox"/> 1/0 | <input type="checkbox"/> 1/1 | |
| <input checked="" type="checkbox"/> 4/0 | <input checked="" type="checkbox"/> 4/4 | |
| <input type="checkbox"/> | <input type="checkbox"/> | |
| Other | | |
| Rotation constraint: | Equal | |
| Min. days: | 1 | |
| Order id: | | |
| Groups: | | |
| Media category | | |
| Substrate: | Weight: | Format: |
| Preprint standard | 80g | * |
| Generate Abort | | |

- f. Click **Generate**.
Five new products are added to your **Products** table.