

# The iPad application—adding a shape






You can add shape annotations in the form of straight or free-form lines, squares or rectangles, and circles or ovals.



1. On the toolbar, tap

The annotation toolbar appears on the right side of the screen.

2. Tap the desired annotation tool button:

- Tap  to draw a straight line.
- Tap  to draw a circle or oval.
- Tap  to draw a square or rectangle.
- Tap  to draw a free-form line.
- Tap  to check the color density of a specific area of an image.