










How Prinergy uses ColorFlow elements

The following table lists elements and settings that ColorFlow can provide to Prinergy:

Element	Where defined in ColorFlow	Where used in Prinergy	Without ColorFlow, Prinergy would define the item in
Color Input (CI) to primary color output (PCO) DeviceLink	Color Setups > Conversion link between the device condition of the CI and the PCO 	DeviceLink profile for refine color conversion of RGB and CMYK Image and Graphic objects to PCO color space	The refine process template, in the ColorConvert Untagged Content Device Condition fields
CI device condition ICC device profiles	<ul style="list-style-type: none"> • Device Conditions • Color Setups > Device condition of the CI  	Source profile for refine profile-pair color conversion of RGB and CMYK Image and Graphic objects to PCO color space	The refine process template, in the ColorConvert Untagged Content Device Condition fields
PCO ICC device profile	Color Setups > Primary Color Output 	Destination profile for refine profile-pair color conversion of RGB and CMYK Image and Graphic objects to PCO color space	The refine process template, in the ColorConvert Primary Color Output field
PCO simulation DeviceLink	Color Setups > Simulation Definition 	During color-matched output to the PCO device condition—links the color response of the PCO device to the color response of the simulation target	The output process template, in the ColorConvert Input Device Conditions field
PCO device condition ICC device profile	<ul style="list-style-type: none"> • Device Conditions • Color Setups > Device condition of the PCO  	During color-matched output to the PCO device condition—converts CIELAB content to CMYK	The output process template, in the ColorConvert Device Condition field

PCO to SCO DeviceLink	Color Setups > Conversion link between the PCO and the device condition of the SCO 	During color-matched output to an SCO device condition—links the color response of the SCO device to the color response of the PCO	The output process template, in the ColorConvert Input Device Conditions field
SCO device condition ICC device profiles	<ul style="list-style-type: none"> • Device Conditions • Color Setups > Device condition of the SCO  	During color-matched output to an SCO device condition—converts CIELAB content to CMYK	The output process template, in the ColorConvert Device Condition field
Print curves	<ul style="list-style-type: none"> • Print Curves > Calibration Curves • Color Setups > PCO Simulation Definition  • SCO Conversion Definition  	During screening for output to a halftone output device condition	An output process template, in the Print Curve list in the Calibration & Screening section. The curve would have been generated in Harmony or another curve generation program.
Print transfer curves	Print Curves > Transfer Curves	During screening for output to a halftone output device condition	An output process template, in the Print Curve list in the Calibration & Screening section. The curve would have been generated in Harmony or another curve generation program
Plate curves	Plate Curves > Calibration Curves	During screening for output to a halftone output device condition	An output process template, in the Plate Curve list in the Calibration & Screening section. The curve would have been generated in Harmony or another curve generation program