





Monitoring servers

Use the left pane of the Administrator window to monitor primary and secondary servers in your Prinerger system. The left pane is always displayed.

Use the following table to interpret the information displayed in the left pane about primary and secondary servers in your Prinerger system:

Column	Possible Entries
Server Type (by icon)	 indicates primary server (running)  indicates secondary server (running)  indicates primary server (stopped)  indicates secondary server (stopped or unable to log on to the primary server)
Server Name	<i>User-defined</i>
Version	Numeric release number plus update (if applicable), in A.B.x for m, where: A is the major upgrade release of the product. B is the major update of the product. x is the minor update of the product. For example, 6.0.4 indicates Prinerger release 6.0, minor update 4.
Server Status	Starting: Prinerger Server is in the process of starting up. Running: Prinerger Server is running and operational. Stopping: Prinerger Server is in the process of stopping. Stopped: Prinerger Server has stopped. Unable to log onto server: Prinerger Administrator cannot log onto the primary server.