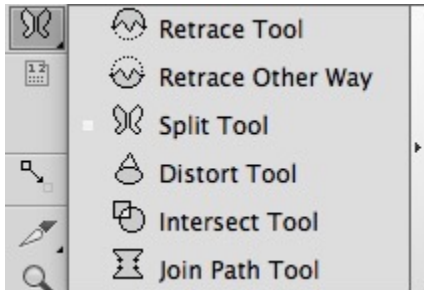


Split Tool

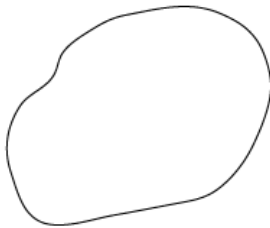
Use the **Split Tool** to:

- Divide a closed path into two closed paths.
- Combine two closed paths into one closed path.

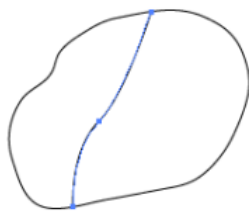


Separate a closed path into two closed paths

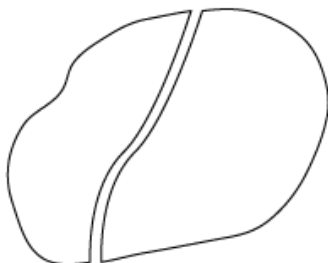
1. Find the closed path that you want to divide into two closed paths and confirm that it is not selected.



2. Use the Adobe Illustrator **Pen** tool to draw the path for the division. The starting point and the ending point must be on the original path:

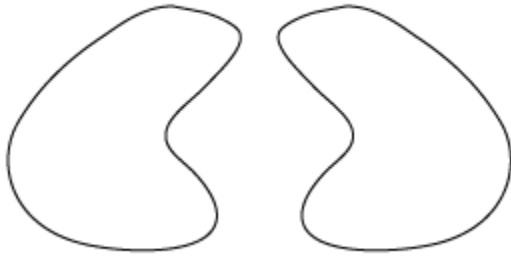


3. Select the **Split Tool** and click Enter.
The original path will be separated into two new paths.

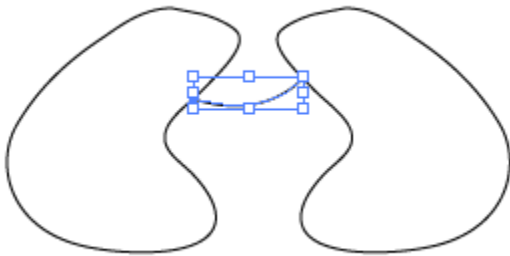


Combine two closed paths into one closed path

1. Ensure that the two closed paths to be combined are not selected.



2. Using the Adobe Illustrator **Pen** tool, draw the connecting path. The starting point and the ending point must be on the original path:



3. Select the **Split Tool** and click Enter.
The original two closed paths become one closed path.

