




Managing device condition property values

You can modify the list of values that are available for a device condition property. Your changes affect the properties in all the device types that share the same properties.

1. In the **Device Condition Properties** dialog box, click the **Edit** icon  next to a property.
2. In the dialog box appeared, do the following:
 - To add a value, click the **Add** icon  and enter a name.
 - To delete a value, select the value and click the **Delete** icon .
 - To rename a value, double-click the value and enter a new name.
This changes the value in all device conditions that use this property value. It also updates the descriptions of those device conditions accordingly.
3. Click **OK**.