




Notification Manager dialog box



 Expands all the items in the tree menu.

 Closes all the items in the tree menu.

 Opens the Recipient Editor window where you can add an email notification recipient.

 Opens the Recipient Editor window where you can delete an email notification recipient.

 Opens the Recipient Editor window where you can modify the name and email address of an email recipient.

Note: The  and  buttons are active only when a recipient is selected from the list.

Name

Lists all the recipients that receive email notifications. Click the column heading to sort the names alphabetically.

When the recipient's name is enabled, the recipient is notified of any errors, warning, and information categories selected.

Errors

When enabled, the recipient is notified of hardware and software errors that stop the Proofer Queue. These include all proofing and calibration errors.

Kodak Approval proofers do not receive notification about calibration errors.

Warning

When enabled, the recipient is notified when the levels of ink or donor are low.

Information

When enabled, the recipient is notified about the progress of specific tasks. Currently, recipients are notified when a calibration has completed successfully.

This notification category is not available for the Kodak Approval proofers.

Mail Server

Opens the Mail Server Editor window where you can configure your local mail server settings. Once the mail server has been configured, the mail server address is displayed in the Notification Manager window.

Quiet Timer (Minutes)

The **Quiet Timer** option identifies how long the software waits before emailing another notification to you. The **Quiet Timer** countdown starts after the software sends an email notification. When the time expires, the software emails you the next available notification. During the **Quiet Timer** countdown, the software suppresses any email notifications that arise. See the Events window for information on suppressed email notifications.

Set the **Quiet Timer** option to **0** to receive all email notifications.