




Viewing a full-screen preview of a file

You can view a full-screen preview of a file in Smart Review. When you view a full-screen preview of a color-managed file, the Smart Review toolbars and dialog boxes are hidden so that you can focus on color-accurate viewing.

Note: You cannot view a full-screen preview of a file while you are in a collaboration session.

1. On the top bar, click the **Full Screen**  button.
If you are viewing the file on an uncalibrated monitor, the image and the white paper background are dimmed and are not color-accurate.
2. If the Smart Review tools are available, you can use the **Move** tool .
The Smart Review tools are available only when you have set one of the following user preferences (On the top-right area of Smart Review, click the **Preferences**  button, in the **Full Screen** area, select **Show Annotations** to view user annotations in **Full Screen** mode.
3. When you finish viewing and annotating the file, press Esc.