




Working with element revisions

You can view all available revisions for an element and work with a specific element revision.

1. In the project or library, view the revisions in one of the following ways:
 - Select the element with revisions. Click the number that appears next to **Revisions** in the **Attribute** pane.
 - Select the element with revisions. From the **Element** menu, select **View Element Revisions**.
2. Select a revision, and perform any of the following actions:

| To | Do this |
|--|--|
| View the element revision in Smart Review or compare two revisions of the same element | Click the revision's thumbnail. |
| Download the element revision | Click Download Original  . |
| Copy the element revision to another folder | Click Copy Revisions  . |
| Delete the element revision | Click Delete Revisions  . |
| View the attributes of an element in each revision | <ul style="list-style-type: none">• Click a revision to view the element's attributes in the Attributes pane.• Click View All in the Attributes panel. |

The action that you perform affects only the selected element revision.