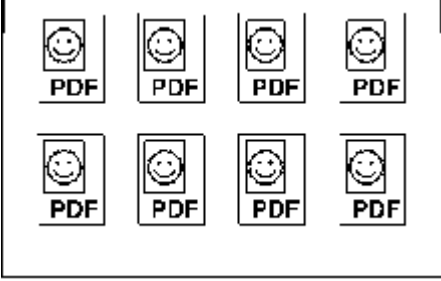
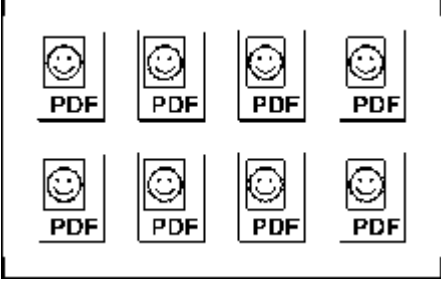
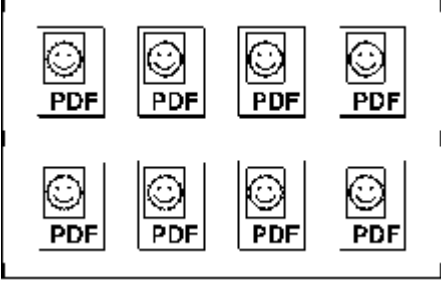


Example: add extra vertical space

Values selected in the **Add Extra Vertical Space** box in the **Layout** section of the Loose Page Output process template yield the following results:

Setting	Result
Bottom margin only	 A diagram showing two rows of four PDF icons each. The icons are arranged in a 2x4 grid. The bottom margin of the entire grid is significantly larger than the margins between the icons, illustrating the effect of adding extra vertical space only to the bottom margin.
Evenly to both margins	 A diagram showing two rows of four PDF icons each. The icons are arranged in a 2x4 grid. The extra vertical space is distributed evenly between the top and bottom margins of the grid, resulting in a more balanced appearance.
Evenly to all gutters and margins	 A diagram showing two rows of four PDF icons each. The icons are arranged in a 2x4 grid. The extra vertical space is distributed evenly to all margins and gutters, resulting in a uniform spacing between all elements.