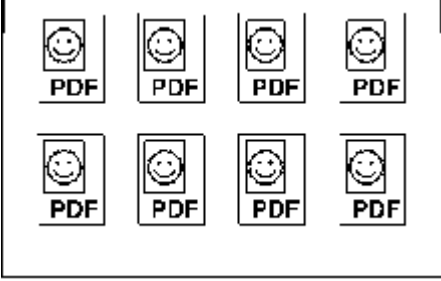
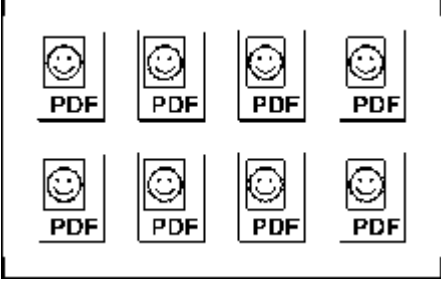
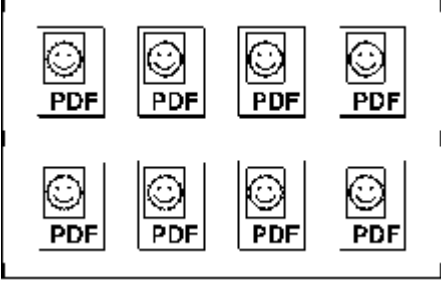


Example: add extra vertical space

Values selected in the **Add Extra Vertical Space** box in the **Layout** section of the Loose Page Output process template yield the following results:

Setting	Result
Bottom margin only	 A diagram showing a 2x4 grid of PDF icons. Each icon consists of a square with a smiley face and the text 'PDF' below it. The icons are arranged in two rows and four columns. The vertical spacing between the rows is significantly larger than the spacing between the columns, illustrating the effect of adding extra vertical space only to the bottom margin.
Evenly to both margins	 A diagram showing a 2x4 grid of PDF icons. Each icon consists of a square with a smiley face and the text 'PDF' below it. The icons are arranged in two rows and four columns. The vertical spacing between the rows is significantly larger than the spacing between the columns, illustrating the effect of adding extra vertical space evenly to both the top and bottom margins.
Evenly to all gutters and margins	 A diagram showing a 2x4 grid of PDF icons. Each icon consists of a square with a smiley face and the text 'PDF' below it. The icons are arranged in two rows and four columns. The vertical spacing between the rows is significantly larger than the spacing between the columns, illustrating the effect of adding extra vertical space evenly to all gutters and margins.