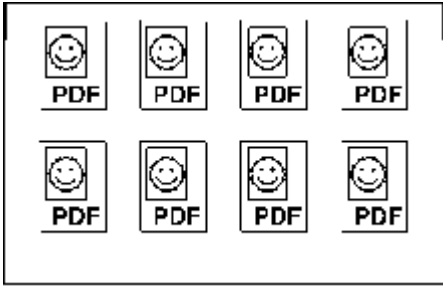

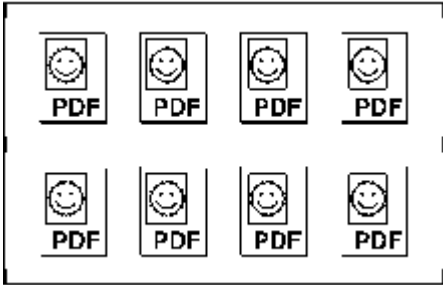


Example: add extra vertical space

Values selected in the **Add Extra Vertical Space** box in the **Layout** section of the Loose Page Output process template yield the following results:

Setting	Result
Bottom margin only	 A diagram illustrating the 'Bottom margin only' setting. It shows two rows of four PDF icons each. The icons are arranged in a grid. The bottom margin of the entire grid is significantly larger than the margins between the rows, indicating that extra vertical space is added only at the bottom.
Evenly to both margins	 A diagram illustrating the 'Evenly to both margins' setting. It shows two rows of four PDF icons each. The extra vertical space is distributed evenly between the top and bottom margins of the grid, resulting in a more balanced appearance.
Evenly to all gutters and margins	 A diagram illustrating the 'Evenly to all gutters and margins' setting. It shows two rows of four PDF icons each. The extra vertical space is distributed evenly across all margins and gutters, resulting in a uniform spacing between all elements.