

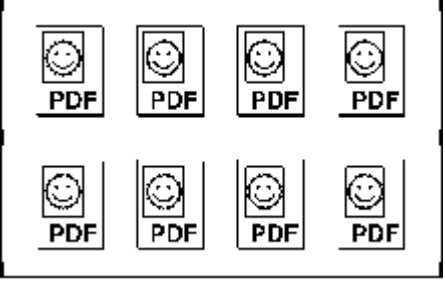


Example: add extra vertical space

Values selected in the **Add Extra Vertical Space** box in the **Layout** section of the Loose Page Output process template yield the following results:

Setting	Result
Bottom margin only	 A diagram showing a 2x4 grid of PDF icons. Each icon consists of a smiley face above the text 'PDF'. The icons are arranged in two rows and four columns. The vertical spacing between the rows is significantly larger than the spacing between the columns, illustrating the 'Bottom margin only' setting.
Evenly to both margins	 A diagram showing a 2x4 grid of PDF icons. Each icon consists of a smiley face above the text 'PDF'. The icons are arranged in two rows and four columns. The vertical spacing between the rows is larger than the spacing between the columns, and the extra space is distributed evenly between the top and bottom margins of the grid.
Evenly to all gutters and margins	 A diagram showing a 2x4 grid of PDF icons. Each icon consists of a smiley face above the text 'PDF'. The icons are arranged in two rows and four columns. The vertical spacing between the rows is larger than the spacing between the columns, and the extra space is distributed evenly across all margins and gutters of the grid.