






# Adding a shape

You can add shape annotations in the form of straight or free-form lines, squares or rectangles, and circles or ovals.

- Click the desired annotation tool button—**Line**  to draw a straight line, **Pen**  to draw a free-form line, **Multi Shape**  to draw a few free-form shapes at the same instance, **Rectangle**  to draw a square or rectangle, or **Oval**  to draw a circle or oval—and draw the shape on the image.

## Notes:

- Press the Shift key to keep the straight line perfectly horizontal or vertical.
- Press the Shift key to create squares or circles with the **Rectangle** and **Oval** tools.
- Use the **Multi Shape** tool to mark a few items at the same time, when you complete drawing the shapes, click **Done** and type the required comments.