
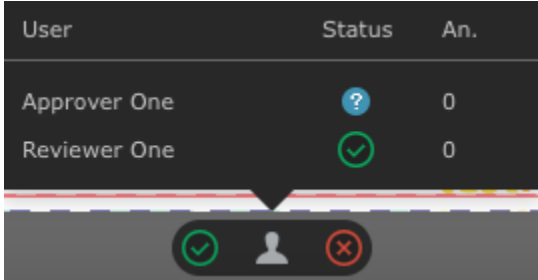











# Viewing user approval status

When you set the approval status for a file in Smart Review, you can check your user approval status by positioning the mouse over the user icon in the lower area of the Smart Review window.

- To view the users approval status, position the mouse over the **user**  icon. The requested users' approval status is displayed.



Following are the available user status icons:

Status icon	Status icon description
	Approval Pending
	Review Pending
	Review-OK
	Approved
	Review-Not OK
	Rejected
	Color Review/Approval Pending
	Color Approved
	Color Rejected

