





Copying and pasting in rule sets

Copy and paste all or part of a rule to move the rule to another location within the same rule set or to use the rule in a different rule set.

1. Open a rule set.
2. Perform any of the following actions:

To do this	Do this
Copy all or part of a rule	Draw a marquee around the icons that you want to copy, and click  .
Cut all or part of a rule	Draw a marquee around the icons that you want to cut, and click  .
Paste the copied icons into a rule set	After you copy or cut the icons that you want, click  .
Paste copied action icons and connect them to an existing event	After you copy or cut the icons that you want, select the event that you want to connect to, and click  .
Paste the copied icons into other software such as Microsoft Word or Adobe Photoshop	After you copy or cut the icons that you want, run the software and use its paste feature to insert the icons.