




Creating a custom PDF/X Output Intent device condition

ColorFlow provides several built-in PDF/X Output Intents that are based on registered profiles used to specify the output intent of a PDF file. The output intent of a PDF file specifies the print response for which the PDF file has been prepared. PDF/X Output Intent reference device conditions can be used as the following:

- PCO of a color setup
- Print calibration curve target or simulation target

If the output intent of a PDF is not listed in ColorFlow, you can create a custom PDF/X Output Intent device condition using the exported output intent from the PDF file. The reference you create is saved in the system and appears in the **Device Conditions** list.

1. Export an ICC profile from an output intent.
2. In ColorFlow, click the **Device Conditions** tab and then click the **Add** icon .
The **Device** window appears.
3. Drag the **PDF/X Output Intent** to the viewer window.
4. In the device condition, click the **Properties** icon .
5. In the **Name** list, enter the name that you want to use for your reference device condition.
6. Click **OK**.
7. Click the **Device Condition Profile** icon .
8. Click **Import**, and select the output intent ICC device profile to import.
9. Click **OK**.