


About seamless imaging

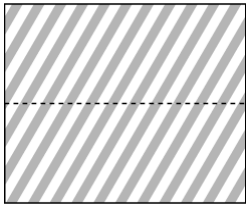
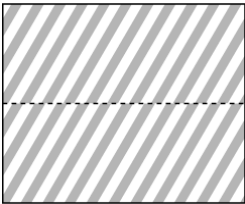
With seamless imaging, the screening pattern is continuous across the boundaries of the artwork to be imaged "in the round" on a sleeve or cylinder.

"In the round" means that the plate is wrapped around the cylinder and imaged on the cylinder, as shown in the following image:



Seamless imaging is used for flexographic printing where the pattern is continuous and there should be no noticeable transition or break where the image repeats (for example, wallpaper or fabric printing).

To make an image seamless, select the **Enable** option in the **Seamless Screening** area on the **Calibration and Screening** section of the output process templates.

| With Seamless Screening | Without Seamless Screening |
|--|--|
|  |  |
| The pattern is continuous around the cylinder. | The pattern is not continuous around the cylinder. |